

TILE GUIDE

V A U L T
your showroom for treasures

WWW.SHOWROOMGARAGE.COM
TOLL FREE (866) 828-5810

A SUPERIOR TILE

Nothing looks nicer than a tiled floor, just like those found in automobile showrooms and prestigious architectural applications. But the trick has been finding a tile that has the appearance of some of the world's most famous and sought-after marbles, granites, and quarry stones, but has superior technical qualities (uniformity, shine, strength, low absorption, resistance to abrasion, stain resistance and ease to cleaning).

The solution comes from sophisticated new technologies developed in Italy to create porcelain tiles that have extraordinary performance characteristics not found in tiles that are quarried, such as granite or marble.

Processed on sophisticated technology, resulting from ongoing and highly advanced research, these high-tech tiles provide the highest quality product available in the international market today, enduring the highest levels of stress, enormous traffic and the most persistent stains.




Advantages Over Other Tile

The material advantages of these tiles over traditional quarried materials include:

1. **Stain Resistance** – Unlike ceramic tile and natural stone, which can stain, these tiles are stain-proof.
2. **Strength** - A breaking strength **2X** or **3X** times greater than granite and **7X** to **8X** greater than marble provides the hardest, most durable tiled surface you can find.
3. **Abrasion Resistance** - A **3X** higher resistance to deep abrasions.
4. **Moisture Resistance** – Exceptionally low absorption rate of less than 0.01%-0.04% classifies these tiles as "impervious". Their dense, impervious nature make them ideally suited for high-moisture environments.
5. **Frost Resistance** – Tiles are frost proof and able to withstand freeze/thaw conditions.
6. **Chemical Resistance** – Tiles are unaffected by chemicals and will show no visible signs of chemical attack.
7. **Color Resistance to Light** – Unaffected by UV; no change in brightness or color.
8. **Environmental Impact** - The production process has a very low environmental impact and, unlike quarried materials, which have a high wastage rate (*approximately 66% of quarry volume is waste by-product*) and major environmental repercussions.

Simply put, there is not a stronger or denser tiled surface, which is the reason why they have become the industry standard for interior and exterior architectural tile installations. The fine characteristics of these tiles, certified by the world's leading laboratories, have been demonstrated by prestigious applications worldwide: banks, hotels, airports, subways, railways, shopping centers, industrial plants, public places, military and sports facilities, schools, places of worship, auto dealerships and restaurants.

B L A C K




Details - Standard Pieces

Size	Description	Code	Finish	Thickness
12"X12"	Field Tile	GPS651	Slate	3/8"
12"X12"	Field Tile	P650L6	Polished	3/8"
12"X12"	Field Tile	P65016	Matte	3/8"
8"X8"	Field Tile	P65004	Matte	3/8"
3"X12"	Border	L65L83	Polished	
3"X3"	Dot	TP65L88	Polished	

Details - Special Order Pieces

Size	Description	Code	Finish
12"X12"	Step Tread	P65GL6	Polished
12"X12"	Step Tread	P650G6	Matte
12"X4"	Bull Nose	BCP657	Matte
4"X12"	Bull Nose	P65CL93	Polished

G R E Y



Details - Standard Pieces

Size	Description	Code	Finish	Thickness
12"X12"	Field Tile	P610L6	Polished	3/8"
12"X12"	Field Tile	P61016	Matte	3/8"
3"X12"	Border	L61L83	Polished	
3"X3"	Dot	T61L88	Polished	

Details - Special Order Pieces

Size	Description	Code	Finish
12"X12"	Step Tread	P61GL6	Polished
12"X12"	Step Tread	P610G6	Matte
12"X4"	Bull Nose	BCP617	Matte
4"X12"	Bull Nose	P61CL93	Polished

LEUCA



Details - Standard Pieces

Size	Description	Code	Finish	Thickness
12"X12"	Field Tile	P900L6	Polished	3/8"
12"X12"	Field Tile	P90016	Matte	3/8"
8"X8"	Field Tile	P90004	Matte	3/8"
3"X12"	Border	LP90L83	Polished	
3"X3"	Dot	TP90L88	Polished	

Details - Special Order Pieces

Size	Description	Code	Finish
12"X12"	Step Tread	P90GL6	Polished
12"X12"	Step Tread	P900G6	Matte
12"X4"	Bull Nose	BCP907	Matte
8"X4"	Bull Nose	P900C5	Matte
4"X12"	Bull Nose	P90CL93	Polished

P A R I O



Details - Standard Pieces

Size	Description	Code	Finish	Thickness
12"X12"	Field Tile	P710L6	Polished	3/8"
12"X12"	Field Tile	P71016	Matte	3/8"
3"X12"	Border	L71L83	Polished	
3"X3"	Dot	TP71L88	Polished	

Details - Special Order Pieces

Size	Description	Code	Finish
12"X12"	Step Tread	P71GL6	Polished
12"X12"	Step Tread	P710G6	Matte
3"X12"	Bull Nose	P71CL93	Polished

SUPER WHITE




Details - Standard Pieces

Size	Description	Code	Finish	Thickness
12"X12"	Field Tile	P990L6	Polished	3/8"
12"X12"	Field Tile	P99016	Matte	3/8"
3"X12"	Border	LP99L83	Polished	
3"X3"	Dot	TP99L88	Polished	

Details - Special Order Pieces

Size	Description	Code	Finish
12"X12"	Step Tread	P99GL6	Polished
12"X12"	Step Tread	P990G6	Matte
12"X4"	Bull Nose	BCP997	Matte
4"X12"	Bull Nose	P99CL93	Polished


W H I T E



Details - Standard Pieces

Size	Description	Code	Finish	Thickness
24"X24"	Field Tile	P60L60	Polished	3/8"
24"X24"	Field Tile	P60060	Matte	3/8"
16"X16"	Field Tile	P60C40	Bright	3/8"
16"X16"	Field Tile	P60L40	Polished	3/8"
16"X16"	Field Tile	P60040	Matte	3/8"
12"X12"	Field Tile	P600C6	Bright	3/8"
12"X12"	Field Tile	P600L6	Polished	3/8"
12"X12"	Field Tile	P60016	Matte	3/8"
8"X8"	Field Tile	P60004	Matte	3/8"
3"X12"	Border	LP60L83	Polished	
3"X16"	Border	L60L84	Polished	
3"X3"	Dot	TP60L88	Polished	

W H I T E (C O N T I N U E D)



Details - Special Order Pieces

Size	Description	Code	Finish
12"X12"	Step Tread	P60GC6	Bright
12"X12"	Step Tread	P60GL6	Polished
12"X12"	Step Tread	P600G6	Matte
12"X4"	Bull Nose	BCP607	Matte
8"X4"	Bull Nose	P600C5	Matte
4"X16"	Bull Nose	P60CL94	Polished
4"X12"	Bull Nose	P60CL93	Polished

TECHNICAL PROPERTIES



WATER ABSORPTION (Standard: ISO 10545.3)

Required Standards: $\leq 0,5 \%$

Actual Tile Values: 0.01% to 0.04%



SIZE VARIATION (Standard: ISO 10545.2)

Required Standards:

Actual Tile Values:

Length & Width	$\pm 0,6\%$ max	$\pm 0,2$
Thickness	$\pm 5,0\%$ max	$\pm 2,0\%$
Linearity	$\pm 0,5\%$ max	$\pm 0,2\%$
Wedging	$\pm 0,6\%$ max	$\pm 0,2\%$
Warpage	$\pm 0,5\%$ max	$\pm 0,2\%$



BENDING STRENGTH (Standard: ISO 10545.4)

Required Standards: $\geq 35 \text{ N/mm}^2$

Actual Tile Values: 52 N/mm² (*)



RESISTANCE TO DEEP ABRASION (Standard: ISO 10545.6)

Required Standards: $\leq 175 \text{ mm}^3$

Actual Tile Values: 128 mm³ (**)



THERMAL EXPANSION COEFFICIENT (Standard: ISO 10545.8)

Required Standards: Testing method available

Actual Tile Values: 6,2 MK



THERMAL SHOCK RESISTANCE (Standard: ISO 10545.9)

Required Standards: Testing method available

Actual Tile Values: Resistant



FROST RESISTANCE (Standard: ISO 10545.12)

Required Standards: No sample must show alterations to surface.

Actual Tile Values: Frost Proof

TECHNICAL PROPERTIES

(CONTINUED)



FROST RESISTANCE (Standard: ISO 10545.12)

Required Standards: No sample can show alterations to surface.

Actual Tile Values: Frost Proof



CHEMICAL RESISTANCE (Standard: ISO 10545.13)

Required Standards: No sample can show visible signs of chemical attack (acid-basis-additives for swimming), except for products containing hydrofluoric acid & derivatives.

Actual Tile Values: Unaffected



COLOR RESISTANCE TO LIGHT (Standard: DIN 51094)

Required Standards: No sample can show noticeable color change.

Actual Tile Values: No change in brightness or color.



SKID RESISTANCE (Average Coefficient of Friction)

Required Standards: BCR

Actual Tile Values:

Dry Rubber: 0,61

Wet Rubber: 0,60

Dry Leather: 0,60



STAIN RESISTANCE (ISO 10545-14)

Required Standards: Unglazed tiles: Testing method available.

Actual Tile Values: Resistant to stains

TILE WARRANTY

Vault Brands, Inc guarantees the structural integrity of the tile products we market under the condition that they have been installed according to **Tile Council of North America (TCNA)** installation guidelines and standards.



To ensure product reliability the porcelain tile we market are produced with a dedication to quality assurance standards, coupled with highly-technical, advanced manufacturing processes that are guaranteed to meet or exceed the performance specifications outlined in **ANSI A137.1-1988**.

The European-produced tile products we import have been authorized to use the mark of compliance with **UNI** and **NF-UPEC** (*matte surface only*) standards and the **BIA** certification, a guarantee of global quality and conformity to precise product characteristics.

Should any Vault Brands, Inc tile installed in a commercial or residential setting fail due to a manufacturing defect, Vault Brands, Inc will repair or replace the defective product pieces (*installation not included*) for the lifetime of the product, with the following conditions and restrictions:

- Vault Brands, Inc does not accept responsibility for improper applications or installations.
- Vault Brands, Inc must determine that the substrate utilized in the installation was capable of withstanding the various usages for which the products are designed.
- Optimal installation procedures, structural design, and environmental conditions are beyond the control of Vault Brands, Inc and are, therefore, the responsibility of the client.

Any other warranties or guarantees expressed or implied other than those written above are not to be considered.

GROUT & INITIAL CLEANING

Grouting

Grouting and grout cleanup of porcelain tiles can be achieved quickly if the contractor follows the directions from the grout manufacturer. Vault recommends epoxy-based grouts because of their resistance to staining.

Many grout manufacturers produce products specifically for use with unglazed porcelain tile, and by following their instructions a beautiful and durable installation is ensured. Special attention should be given when using contrasting grouts—specifically light colored tile with dark grouts. All installations using a black grout should be field-tested for compatibility. Performing a test area using the specified grout and Vault porcelain tiles is recommended to determine if the inclusion of a grout release agent would speed up the initial cleaning process. When using a grout release agent, it is necessary to use one that will not affect the bonding of the grout to the sides and edges of the joint.

Surface Coatings

Vault porcelain tiles **do not require the use of sealers or waxes**; in fact, adding surface coatings only increases the maintenance of this flooring system. Surface coatings may actually diminish the exceptional performance characteristics of Vault porcelain tiles by creating a thin barrier that can modify skid-resistance properties.

The dense, low-porosity nature of porcelain tiles inhibits not only the absorption of stains, but also the absorption of sealers and waxes. Application of these products may produce a spotty or streaked appearance on the tile.

Initial Cleaning

The complete removal of construction dirt and grout haze from porcelain tiles during the initial cleaning will ensure ease of future, daily maintenance. If construction dirt has collected on the surface of the tile, it will be necessary to use a heavy-duty cleaner and possibly a scrubber to release the dirt. A wet vacuum can be used to aid in the pickup of the suspended dirt in the cleaning solution. The floor should then be rinsed thoroughly to leave the surface free and clear of any cleaner residue, which if left on the surface could attract dirt or become slippery when wet.

Grout haze or residue, however, will require special products. Cementitious residue can be either a visible or invisible residue, left over by the additives often used in grouts. It is important that these residues be removed to leave your floor thoroughly cleaned or they may increase soiling and create ongoing maintenance problems.

Acid washing is not recommended, especially with the use of colored grouts. Use of acids can cause discoloration of the grout joints and, in some instances, cause the color pigment to attach itself to the surface of the tile making it more difficult to clean.

If tracking and soiling are consistently occurring, it can usually be associated with grout haze or a buildup of cleaners. A cleanup of the grout as directed above or a thorough cleansing and rinsing of the floor to remove cleaner buildup should eliminate excessive soiling and tracking.

1. Vacuum floor of debris and mop clean.
2. Using product from a reputable manufacturer of tile cleaner or grout stripper, prepare a cleaning solution per manufacturer's instructions.
3. Dispense solution onto the floor by mop or sponge applicator, allowing it to sit on the surface a few minutes to increase the suspension of the dirt particles and produce a cleaner surface.
4. Using a nylo-grit brush, scrub slowly in an overlapping figure-eight pattern. If the area is very dirty or has a grout or sealer film, a 175-rpm rotary scrubber must be used to get the proper results. If the area is only lightly soiled, an auto-scrubber can be used, making several passes before picking up the solution.
5. Have several rinse buckets with clean water available before you pick up the scrubbed solution. Use a wet vacuum to pick up the solution and immediately rinse the surface with clean, cold water. Pick up the rinse water and repeat until the surface is completely free of solution.
6. Remove excess water from the floor.

NORTH AMERICAN REFERENCES



UNITED STATES

- "AC Imports" Jaguar Car Dealer - Barrington, IL
Acura of Somerville - Bridgewater, OH
A.J. USA , Auto Dealer - San Diego, CA
American Service Center, Mercedes Auto Dealership - Arlington, VA
Atlanta Toyota Dealer Ship - Atlanta, CA
Audi Laurel Facility - Tinley Park, IL
AutoWorks - Rockford, IL
Beach Motors - Huntington Beach, CA
BMW - Lake Bluff, IL
BMW Springfield - Springfield, IL
Buckhead Chrysler/Plymouth - Atlanta, CA
Carl Haas Auto - Lincolnshire, IL
Classic Toyota - Mentor, OH
Classic Toyota - Waukegan, IL
Countryside Buick - Countryside, IL
County Chevrolet - Morgan Hill, CA
Cream Puffo Auto - Anchorage, AK
Crestmont Cadillac - Beachwood, OH
Crystal Lake Pontiac - Crystal Lake, IL
Cummings Motors - Elizabeth, NJ
Denville Nissan - Denville, NJ
Duclas Motors - Stevens Point, WI
Ed Moses Dodge - Scottsdale, AZ
Ernie Von Schledorn Auto Dealership - Lomira, WI
Evans Toyota - Ft Wayne, IN
Fair Oaks Ford - Palatine, IL
Ferrari Car Dealer in Park Avenue - New York, NY
Gartner Buick - Aurora, IL
Gary Lang Chevrolet - McHenry, IL
Glendale Nissan - Glendale Heights, IL
Grossinger Car Dealership - Lincolnwood, IL
Harley Davidson Dealer - Bellville, IL
Hertz Rental Car - Gilbert, AZ
Hiland Toyota - Moline, IS
Hoskins Chevrolet - Elk Grove, IL
Hubler Chevrolet - Indianapolis, IN
Keenan Motors Mercedes - Doylestown, PA
King Toyota - Ft.Lauderdale, FL
Lamborghini Car Dealer - Jacksonville, FL
Larry Miller Chrysler - Sandy, UT
Lee Mercedes - Tuscaloosa, AL
Lincoln Mercury Dealership - Plano, TX
Mercedes Benz - New York , NY
Mercedes - Covina, CA
Mercedes Benz - Fontana, CA
Mercedes Car Dealer - New York, NY
Middlekauff Lincoln Mercury, Salt Lake City, UT
Mossy Ford Car Dealer - San Diego, CA
Old Orchard Chevrolet - Skokie, IL
Orland Park Toyota - Orland Park, IL
Orloff Jaguar - Chicago, IL
Pacific Porsche - Long Beach, CA
Park Motors -Acura Dealership - Maywood, NJ
Porsche & Audi Car Dealer - Dallas, TX
Precision Toyota - Tucson, AZ
Rick Warner Nissan - Salt Lake City, UT
Riverview Ford - Oswego, IL
Rockenbach Chevrolet - Grays Lake, IL
Showalter Ford - Vernal, UT
Studio 41 - Highland Park, IL
Sunny King Volvo - Oxford, AL
Tonkin Honda - Beaverton, OR
Westmont Toyota - Westmont, IL
Williams Cadillac - Tinley Park, IL

V A U L T

your showroom for treasures

WWW.SHOWROOMGARAGE.COM
TOLL FREE (866) 828-5810